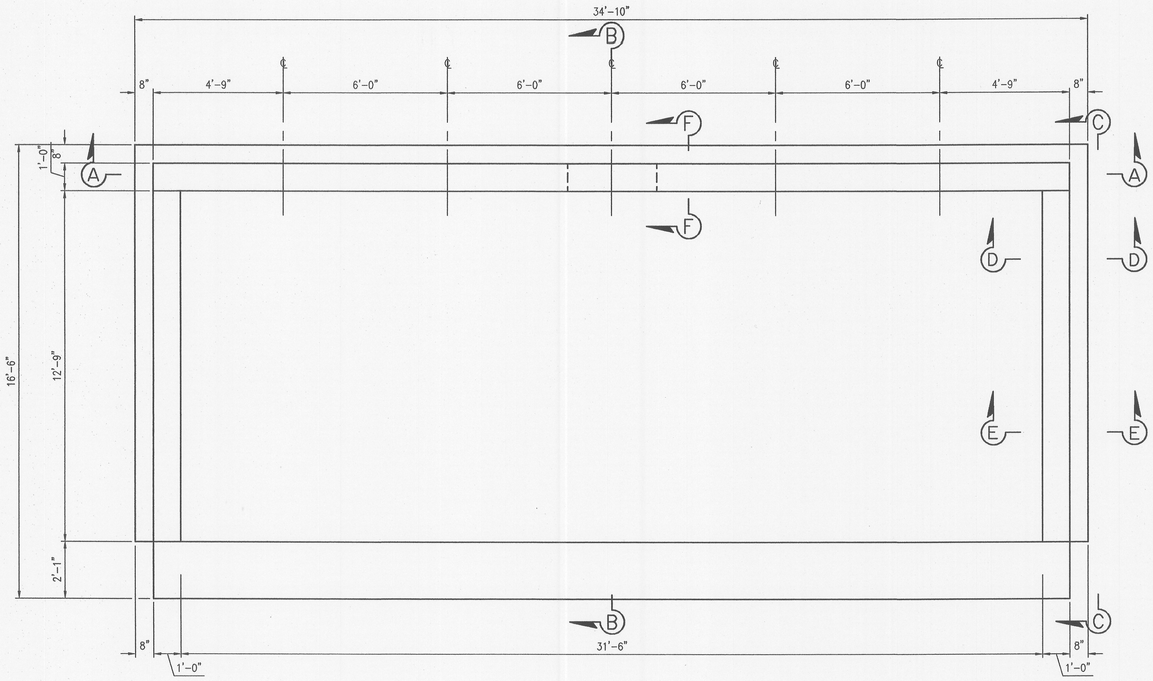

PLAN
SCALE: 3/8"=1'-0"

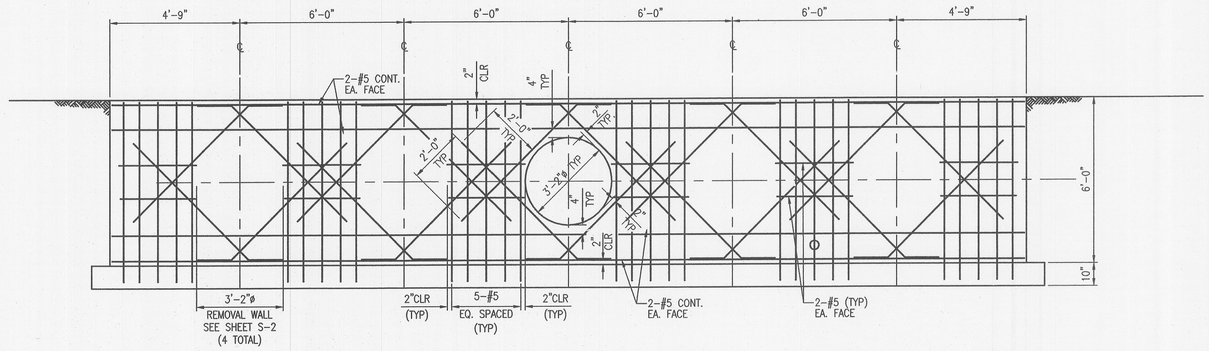

SECTION A-A
SCALE: 3/8"=1'-0"

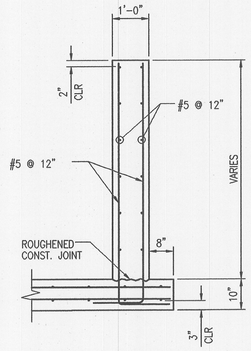

SECTION D-D
SCALE: 1/2"=1'-0"

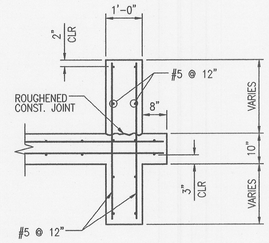

SECTION E-E
SCALE: 1/2"=1'-0"

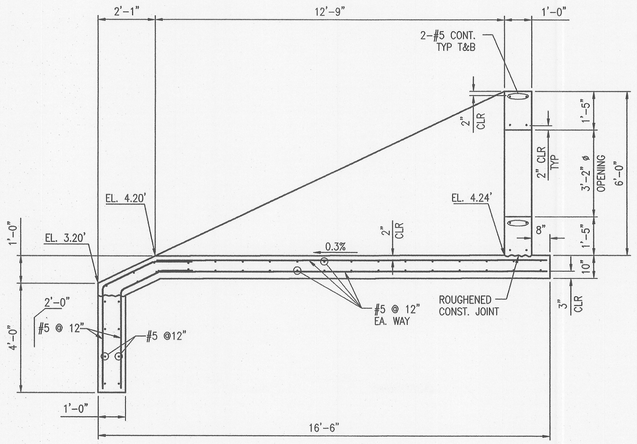

SECTION B-B
SCALE: 3/8"=1'-0"

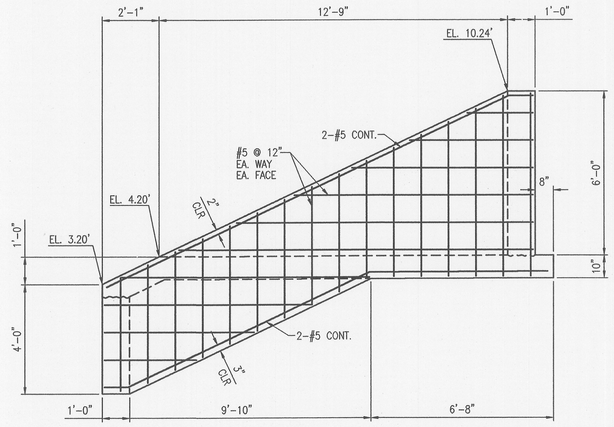

SECTION C-C
SCALE: 3/8"=1'-0"

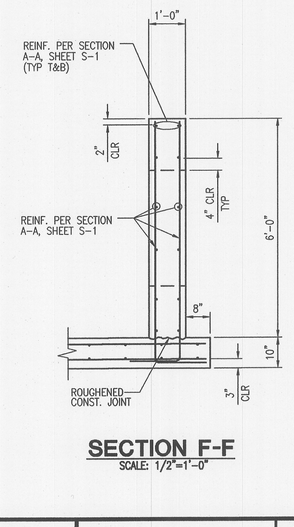

SECTION F-F
SCALE: 1/2"=1'-0"

GENERAL NOTES:

1. ALL WORK SHALL CONFORM TO APPLICABLE PROVISIONS OF THE UNIFORM BUILDING CODE – 1997 EDITION.
2. NO REVISION SHALL BE MADE WITHOUT PRIOR WRITTEN APPROVAL OF THE ENGINEER.
3. ALL WORK SHALL COMPLY WITH PROJECT SOIL REPORT PREPARED BY:
   KLEINFELDER, INC.
   PROJECT NO. 22466.G01
   JANUARY 15, 2003
4. SOIL DESIGN CRITERIA:
   ALLOWABLE BEARING PRESSURE = 1,000 PSF
   EQUIVALENT FLUID PRESSURE = 40 PCF (ACTIVE, LEVEL, DRAINED)
   COEFFICIENT OF FRICTION = 0.35
   PASSIVE PRESSURE = 300 PCF (LEVEL)
   (COEFFICIENT OF FRICTION IS REDUCED TO 0.175 WHEN COMBINED WITH PASSIVE)
5. SOILS BENEATH FOOTINGS SHALL BE PREMOISTENED AND COMPACTED TO MINIMUM REQUIREMENTS PRIOR TO PLACING CONCRETE.
6. DIMENSIONS LOCATING REINFORCING BARS ARE CLEAR AND DENOTE CONCRETE COVERAGE TO MAIN STEEL. UNLESS NOTED OTHERWISE, COVERAGE SHALL BE AS FOLLOWS:
   CONCRETE PLACED AGAINST EARTH (NOT FORMED) 3"
   FORMED CONCRETE AGAINST EARTH $2\frac{1}{2}$"
   WALLS, ABOVE GRADE, EXPOSED TO WEATHER 2"
7. REINFORCING STEEL SHALL BE DEFORMED BARS, CONFORMING TO ASTM A615, LATEST REVISION AND SHALL BE GRADE 60.
8. REINFORCING IS TO BE SECURELY TIED IN PLACE PRIOR TO CASTING CONCRETE.
9. SUPPORT REINFORCING OFF FORMS WITH STEEL CHAIRS. SUPPORT REINFORCING OFF GRADE WITH DENSE CONCRETE BLOCKS. NO BRICK OR POROUS CONCRETE WILL BE PERMITTED TO SUPPORT REINFORCING.
10. VERTICAL REINFORCEMENT TO BE HELD IN PLACE AT TOP, BOTTOM AND INTERVALS NOT EXCEEDING 200 BAR DIAMETERS.
11. FOR STANDARD HOOKS, LAPS AND BENDS, REFER TO ACI 315 DETAILING MANUAL.
12. CONCRETE SHALL HAVE AN ULTIMATE COMPRESSIVE STRENGTH OF 3,250 PSI AT 28 DAYS. THE MAXIMUM WATER CEMENT RATIO SHALL BE 0.50.
13. TYPE II CEMENT SHALL BE USED FOR ALL CONCRETE.
14. AGGREGATE SHALL CONFORM TO ASTM C-33 FOR NORMAL WEIGHT CONCRETE AND ASTM C-330 FOR LIGHTWEIGHT CONCRETE.
15. READY MIX CONCRETE SHALL BE MIXED AND DELIVERED IN ACCORDANCE WITH ASTM C-94.
16. CONCRETE CONSTRUCTION SHALL BE IN ACCORDANCE WITH THE LATEST ACI CODE (ACI 318) AND DETAILING MANUAL (ACI 315) UNLESS OTHERWISE DETAILED OR NOTED ON DRAWINGS.

C-17

CITY OF LATHROP
DEPARTMENT OF PUBLIC WORKS

PLAN
APPROVED BY: _____ DIRECTOR OF PUBLIC WORKS DATE: _____
R.C.E. NO.: _____
ENCROACHMENT EXT. DATE: _____
APPROVED BY: _____ DATE: _____

CITY OF MANTECA–LATHROP FIRE DEPARTMENT
APPROVED BY: _____ DATE: _____

NO.	DESCRIPTION	COUNTY APPROVAL APP'D BY	DATE
REVISIONS			

RBF CONSULTING
PLANNING ■ DESIGN ■ CONSTRUCTION
500 YGNACIO VALLEY ROAD, SUITE 270
WALNUT CREEK, CALIFORNIA 94596-3847
925.906.1460 ▪ FAX 925.906.1465 ▪ www.RBF.com
WILLIAM J. CONYERS
DATE: 10/28/03
R.C.E. NO. 45585

REGISTERED PROFESSIONAL ENGINEER WILLIAM J. CONYERS NO. 45585 Exp. 12-31-06 CIVIL STATE OF CALIFORNIA

UNDERGROUND SERVICE ALERT CALL TOLL FREE 1-800 642-2444 TWO WORKING DAYS BEFORE YOU DIG

SUBMITTAL RECORD

DRAWN	SCALE
JS	AS SHOWN
DESIGNED	FILENAME
SS	215C17.dwg
CHECKED	XREFS
SMS	

CITY OF LATHROP
STONEBRIDGE FORCE MAIN AND OUTLET STRUCTURE
RIVER OUTLET STRUCTURAL
GENERAL NOTES & DETAILS

SHEET 22 OF 30
DATE: 10-20-2003
JOB NO. 35-100215

H:\PDATA\35100215\CADD\TRANSPW\DLV\IMPROVE\OUTLET STRUCTURE\215C17.DWG ATORBICA 10/28/03 3:23 pm